



Rolling Service Doors

ASD100 Series

Practical Design Applications

- Industry
- Distribution
- Healthcare
- Transportation
- Retail
- Utilities
- Education
- Hospitality/Public Space

Benefits

- Most standard service doors can be manufactured and shipped in 1-2 weeks.
- Powder coated guides, bottom bar and bracket plates are standard.
- Size Flexibility - each unit is built to exact opening size requirements.
- Compact Storage - curtain stores in an overhead coil that is totally supported by the side guides.
- Low Life Cycle Cost - rugged construction and commercial quality materials assure long life.
- Maintenance - little to none.
- Repairs - job records are retained and parts are readily available.

Available Options

- Vision windows
- Perimeter weather-stripping
- Cylinder or slide bolt locking
- Bottom bar sensing edge for motorized units
- Project specific wind load
- Operator covers for exterior mounted units or exposed operators below 8'-0" high



Specialty Service Doors



Perforated Curtains

Achieve visibility and ventilation while maintaining security and insect control. Perforated 20 gauge steel slats provide approximately 22% open space.



Powder Coat Applied Graphics Door

Durable, full color images applied to door curtains and hoods. Create sponsorship opportunities, educate, inform or add aesthetic interest.



Quick Repair™ Door

When impacted, extra curtain slats at the bottom of the curtain can be quickly removed and the door can be returned to normal operation during the initial service call.


Service Door Components



Brackets

Minimum 3/16" steel plates bolt to guide assembly and support counter balance shaft and curtain.

Standard Material & Finish: steel, with ColorCote® powder coating gray or tan



Counter-balance Shaft

4-1/2" minimum diameter outer shaft and 1-1/4" minimum inner shaft. This assembly supports the curtain and contains counter-balance torsion springs for assisting operation.

Standard Material: steel

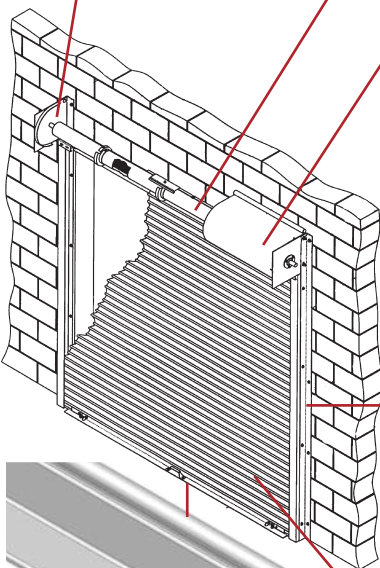


Hood

Protective sheet metal enclosure for the curtain that provides weather resistance at the head of the door and keeps the brackets rigid.

Standard Material and Finish: Galvanized steel with exclusive FinalCote™ finish in light gray or tan

Optional Materials: aluminum, stainless

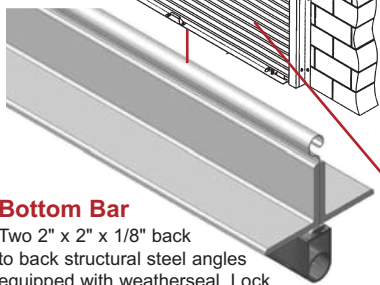


Guides

Structural steel angle assemblies bolt to the wall and support the entire weight of the door.

Standard Material & Finish: steel with ColorCote® powder coating gray or tan

Optional Materials: extruded aluminum, stainless or aluminum angles



Bottom Bar

Two 2" x 2" x 1/8" back to back structural steel angles equipped with weatherseal. Lock mechanisms available.

Standard Material & Finish: steel with ColorCote® powder coating gray or tan

Optional Materials: extruded aluminum, stainless or aluminum angles



Curtain

Interlocking roll formed slats with endlocks riveted to ends of alternate slats to maintain slat alignment and prevent wear.

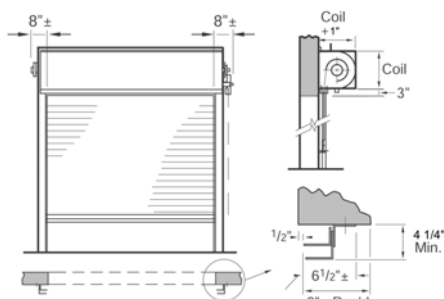
Standard Material & Finish: Galvanized steel with exclusive FinalCote™ finish in light gray or tan

Optional Materials: aluminum, stainless

Operation

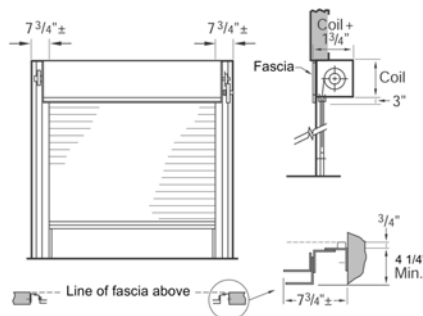
Push-up operation shown. Hand chain, hand crank and motors are available. Doors operate by rotating the shaft gear end. The opposite end of the shaft applies spring tension and is equipped with a spring adjusting wheel.

Mounting & Clearances



Face of Wall

Maintains clearance of full opening, minimal exposed components.



Between Jambs

Mounts within the opening, fascia (front hood closure piece) required.

Special Applications

- Specified Wind Load - doors can be configured to withstand the full range of specific wind load requirements. Third party performance validation.
- High Cycle Construction - for doors expected to operate more than 20 cycles per day such as parking garage doors, sally ports and certain industrial applications.
- Fast Acting Doors - doors designed to operate at a speed of 2 ft./second: more than twice the speed of typical rolling doors.
- Horizontal Closures - close off floor openings or cover tanks or machines.
- Combination Doors - combines two different curtains on the same opening. Typically an insulated door is used in conjunction with either a perforated slat door or an open design rolling grille.
- Craneway Doors - have curtains designed in the shape of a "T" to accommodate overhead crane rails.
- Sloping or Irregular Sills - special bottom bar designs meet odd floor conditions including slopes, curbs or rails.
- Pass Doors - a hollow metal man door and hinged frame within a rolling door curtain.
- Removable Guide Mullions - for wide openings that require full access on a limited basis.

Optional Finishes

- Galvanized steel with exclusive FinalCote™ finish in white
- Aluminum in mill, clear or color anodized
- Stainless steel, 300 series #4 finish
- Hot-dip galvanizing on steel components
- Powder coat finish in selected color
- Zinc Rich Gray corrosion resistant powder coating

ColorCote® Powder Coat Finish

ColorCote® Powder Coat Finish adds durability and aesthetic value to our products in a choice of over 200 colors.

Surface preparation and the coating process produces a smooth, long lasting finish at controlled costs.



Standard service doors are built to order to fit specific dimensions up to 30' wide, 30' high standard construction. Large openings to 50' wide by 40' high, consult factory.



Printed with Pride in the USA
50% Recycled Paper

